

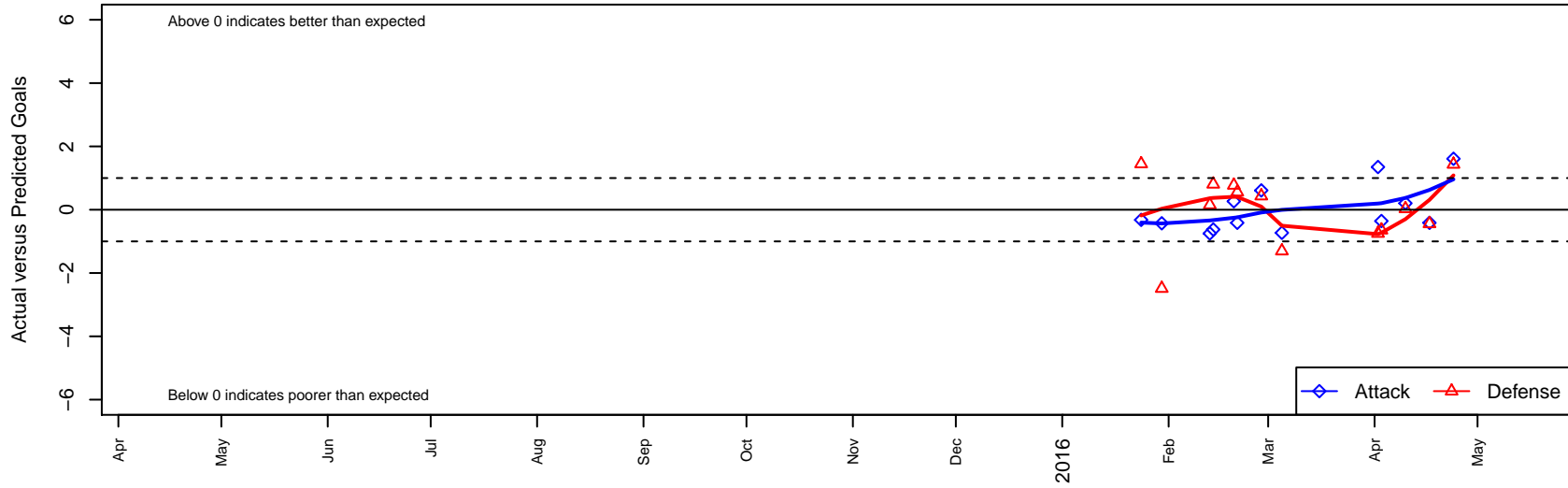
NSC Impact G99

, OR
 G99 total strength=1173
 attack=3.74 defense=3.55
 fall league = PTT G99 Div 1 Red

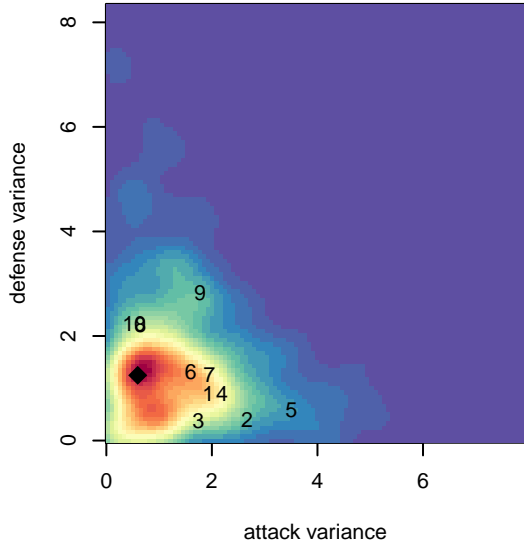
alt names used:
 NSC U16G Impact
 NSC U16G Impact

Venues played:
 2015 PTT G99 Division 1 Red
 2015 OYS Presidents Cup G99

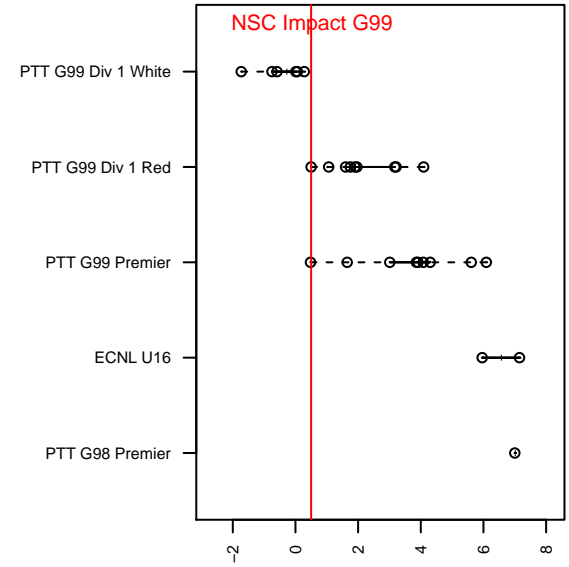
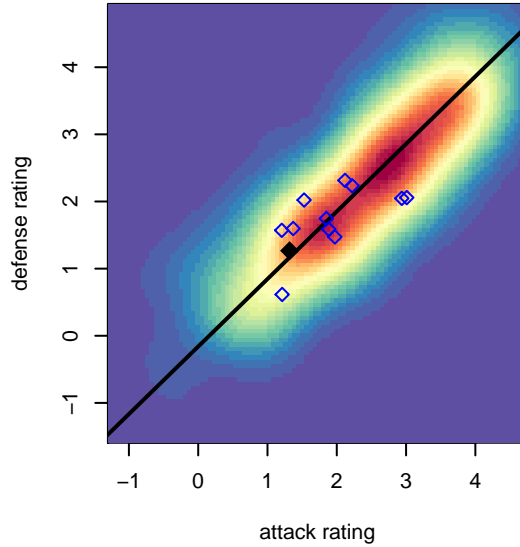
NSC Impact G99
 Dots are actual minus expected GF (blue circles) and GA (red triangles).
 Blue line is smoothed change in attack strength. Red is smoothed change in defense strength.



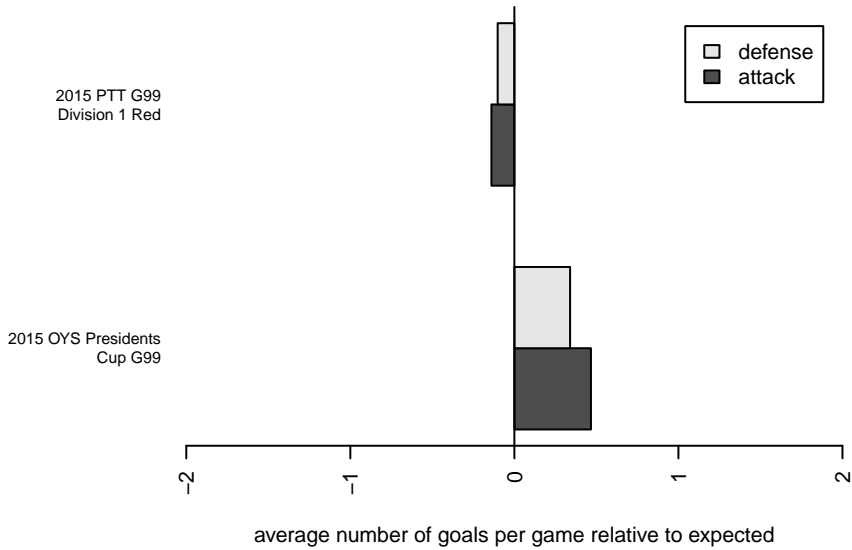
**attack and defense variance (black dot)
relative to other teams
and top 10 in region**



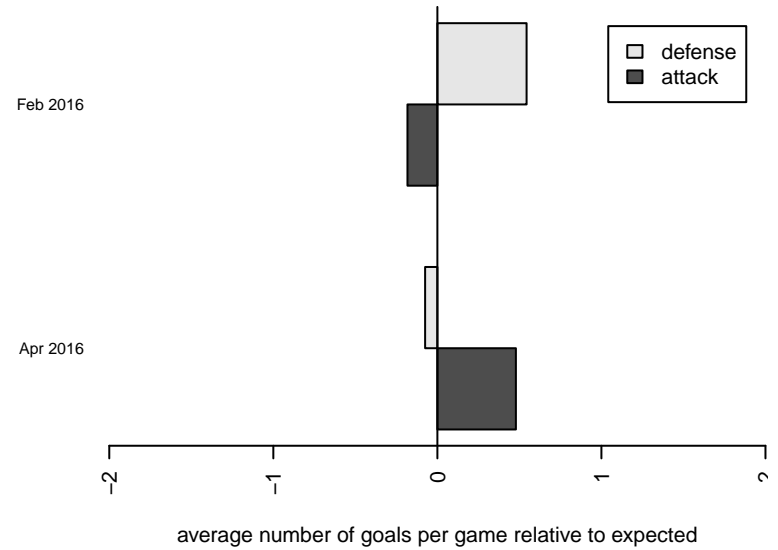
**attack and defense rating
relative to others at age
and all opponents in last 13 months**



Performance relative to 13 month average



Performance relative to 13 month average



date	home		away		venue	pred.home	pred.away
2016-04-24	Crossfire OR Blue I G99	0	NSC Impact G99	2	2015 OYS Presidents Cup G99	1.43	0.39
2016-04-17	Thelo Chaos G99	3	NSC Impact G99	0	2015 OYS Presidents Cup G99	2.56	0.41
2016-04-10	NSC Impact G99	2	BSC Portland Gold-Tiempo G99	1	2015 OYS Presidents Cup G99	1.80	1.03
2016-04-03	Eastside Timbers Red G99	6	NSC Impact G99	0	2015 PTT G99 Division 1 Red	5.36	0.36
2016-04-02	NSC Impact G99	2	Westside Timbers Samba G99	2	2015 PTT G99 Division 1 Red	0.65	1.25
2016-03-05	NSC Impact G99	0	ETFC Athletica Red G99	3	2015 PTT G99 Division 1 Red	0.73	1.69
2016-02-28	NSC Impact G99	1	Crossfire OR Blue I G99	1	2015 PTT G99 Division 1 Red	0.39	1.43
2016-02-21	Thelo Chaos G99	2	NSC Impact G99	0	2015 PTT G99 Division 1 Red	2.56	0.41
2016-02-20	NSC Impact G99	1	FC Salmon Creek Nemesis Blue G99	1	2015 PTT G99 Division 1 Red	0.73	1.77
2016-02-14	HSC Wildfire G99	1	NSC Impact G99	0	2015 PTT G99 Division 1 Red	1.81	0.63
2016-02-13	NSC Impact G99	0	Bend FC Timbers Red G00	1	2015 PTT G99 Division 1 Red	0.75	1.15
2016-01-30	Washington Timbers Red G99	8	NSC Impact G99	0	2015 PTT G99 Division 1 Red	5.51	0.43
2016-01-24	FC Portland White G99	1	NSC Impact G99	0	2015 PTT G99 Division 1 Red	2.45	0.32